



February 10, 2024

To, The Secretary, BSE Limited, P. J. Towers, Dalal Street, Mumbai- 400 001 Scrip Code – 543714	To, The Secretary, National Stock Exchange of India Limited Exchange Plaza, C-1, Block- G, Bandra Kurla Complex, Bandra(E) Mumbai – 400 051 Symbol – LANDMARK
--	--

Dear Sir/Madam,

Subject: Revised Investor/Analyst Presentation - Compliance under Regulation 30 of the SEBI (Listing Obligations and Disclosure Requirements) Regulations, 2015.

We are providing Investors with an updated and amended version of the investor presentation for the Un-audited Financial Results from the last quarter and nine months ending on December 31, 2023. This revised edition specifically corrects a typographical error found on the 1st Slide.

The Presentation may also be accessed on the website of the company: <https://www.grouplandmark.in/investor-relations/>.

This is for your information, and you are requested to bring this to the notice of your constituents and take the above information on your record.

For Landmark Cars Limited

Mr. Amol Arvind Raje
Company Secretary and Compliance Officer
(A19459)

Place: Mumbai
Encl: A/a

Landmark Cars Limited.
(formerly known as Landmark Cars Private Limited)
CIN : L50100GJ2006PLC058553 | GSTIN : 24AABCL1862B1Z2

Registered Office : Landmark House, Opp. AEC, Near Gurudwara, S.G. Highway, Thaltej, Ahmedabad -380059 | Tel : +91-7966185555
Email: info@landmarkcars.in | Website : www.grouplandmark.in



Landmark

Y o u d r i v e u s

Driven by India's Growth And Our Passion

Investor Presentation

February 2024



Safe Harbor

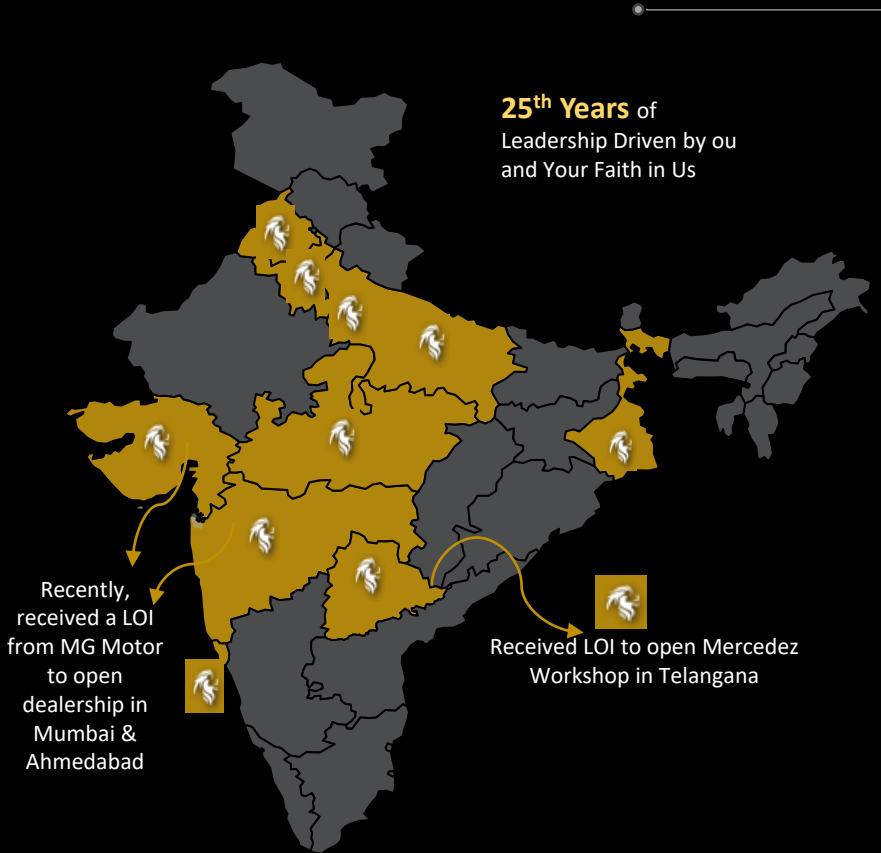
This presentation and the accompanying slides (the “Presentation”), which have been prepared by Landmark Cars Limited (the “Company”), have been prepared solely for information purposes and do not constitute any offer, recommendation or invitation to purchase or subscribe for any securities, and shall not form the basis or be relied on in connection with any contract or binding commitment whatsoever. No offering of securities of the Company will be made except by means of a statutory offering document containing detailed information about the Company.

This Presentation has been prepared by the Company based on information and data which the Company considers reliable, but the Company makes no representation or warranty, express or implied, whatsoever, and no reliance shall be placed on, the truth, accuracy, completeness, fairness and reasonableness of the contents of this Presentation. This Presentation may not be all inclusive and may not contain all of the information that you may consider material. Any liability in respect of the contents of, or any omission from, this Presentation is expressly excluded.

Certain matters discussed in this Presentation may contain statements regarding the Company’s market opportunity and business prospects that are individually and collectively forward-looking statements. Such forward-looking statements are not guarantees of future performance and are subject to known and unknown risks, uncertainties and assumptions that are difficult to predict. These risks and uncertainties include, but are not limited to, the performance of the Indian economy and of the economies of various international markets, the performance of the industry in India and world-wide, competition, the company’s ability to successfully implement its strategy, the Company’s future levels of growth and expansion, technological implementation, changes and advancements, changes in revenue, income or cash flows, the Company’s market preferences and its exposure to market risks, as well as other risks.

The Company’s actual results, levels of activity, performance or achievements could differ materially and adversely from results expressed in or implied by this Presentation. The Company assumes no obligation to update any forward-looking information contained in this Presentation. Any forward-looking statements and projections made by third parties included in this Presentation are not adopted by the Company and the Company is not responsible for such third-party statements and projections.

Company Snapshot



Share of sales in India by unit for the OEM for 9MFY24

Outlet Count

#1 Partner 15.9% Share of sales	#1 Partner 5.0% Share of sales	#1 Partner 23.3% Share of sales	#1 Partner 9.9% Share of sales	#3 Partner 4.4% Share of sales
21 +2*	21	19	25	15
#1 Partner	Recent Foray	Coming Soon	Commercial Vehicle Retailer	
6+1*	6+4*	3*	4	

Launched in **1998**

4,000+ Employees

~400,000 Customers

Professionally managed Premium & Luxury Auto Retailer

117 Outlets

9+1* States

28 Cities

1st Listed multi-brand, multi-location Indian Auto Retailer

*Upcoming outlets



Landmark
You drive us

Industry Overview

Factors, trends and updates influencing the industry

Growth in Premium Segment Continues



Landmark
You drive us



The Most Trusted News & Knowledge Platform

Luxury car sales hit top speed in 2023; young professionals drive surge amid lifestyle changes, robust corporate earnings

In 2023, luxury car sales in India soared to a record high, with daily sales of cars priced over INR 50 lakh rising to 128 from the pre-Covid 95. The shift is attributed to post-Covid lifestyle changes, robust corporate earnings, and increased interest from younger professionals.

Luxury car sales in India surge to record high, up 20% YoY



The Most Trusted News & Knowledge Platform

BYD becomes world's top EV maker

Sells nearly 42000 more vehicles than Tesla in fourth qtr.



Bloomberg
Updated On Jan 3, 2024 at 10:00 AM IST

Read
2252 Industry Professionals



Home / Industry / Auto / Average selling price of passenger vehicles in India up by 50% in 5 years

Average selling price of passenger vehicles in India up by 50% in 5 years

ASP has gone up from Rs 7.65 lakh in 2018-19 to Rs 11.5 lakh in 2023-24, according to the industry. Premiumisation, changing regulatory norms and SUV craze lead to price hikes



Companies / Markets / Portfolio / Opinion / Economy

Home » Companies

Mercedes-Benz India expects to grow by double digit in 2024, after recording highest-ever sales in 2023

Mercedes-Benz plans to double Pune plant capacity to 40k units

THE TIMES OF INDIA Jan 15, 2024, 06:59 IST

In a big step-up for the Indian luxury car market, Mercedes-Benz is looking to double installed capacity at its India factory to 40,000 cars per annum as the German giant charts out a strategy to maintain its lead in the country by launching new cars and



MG Motor looking at rationalising trims, prices to boost volumes, says CEO Chaba

CCI approves JSW's acquisition of up to 38% stake in MG Motor India

3 min read • 24 Jan 2024, 08:57 AM IST

Livemint

JSW Ventures Singapore, a subsidiary of JSW International Tradecorp and part of JSW Group, has received approval from the Competition Commission of India (CCI) to acquire up to 38% of MG Motor India.

Diversified customer mix arising out of change in demographics and lifestyle preferences

Average age of Luxury Car Buyers

30-35 Years

Fastest emerging class of Premium & Luxury Buyers

Start-up Founders,
Professionals, Employee
Women, Doctors, Lawyers

Luxury vehicles sold in CY 2023

46,000-47,000

up 20% YoY

Product shortages lead to missed opportunities.

Key Trends in the Industry

Premiumization

- Changing demographics of Car Buyers
- Affluent India comprises ~60mn consumers, and is growing by double digits* due to working population etc
- Wealth effect has been very strong in the past few years*
- Companies in categories which largely address top income consumption have seen strong growth*
- Passenger vehicles SUVs are growing faster than entry level cars*. Rise in preference for top-end variants
- Notable acceleration in Average Selling Price (ASP)

Growing Pre-owned market

- The pre-owned vehicles market is larger than the new vehicles sales and ever-growing
- The introduction of organized authorized dealers will help streamline this business and solve for the problems that plague this segment
- Escalation of disposable incomes leading to fulfilling of aspirational demand
- Shift in mindset to embrace used vehicles as a credible alternative to brand new ones

Consolidation

- **The uncertainty in the global market and the question about the pace of EV adoption has lead to M&A's between OEM's.**
- **This is leading to a new order in the automotive world.**
- World over, OEMs are showing a preference to work with lesser number of organized, meaningful players instead of diluting their brand as a result of price wars

Technological Advancement

- Digital dealerships are gaining traction
- Predictive Maintenance and Remote Diagnostics
- Data backed real-time vehicle pricing
- Enhancing Customer Experience with CRM Software
- Optimizing Inventory Management

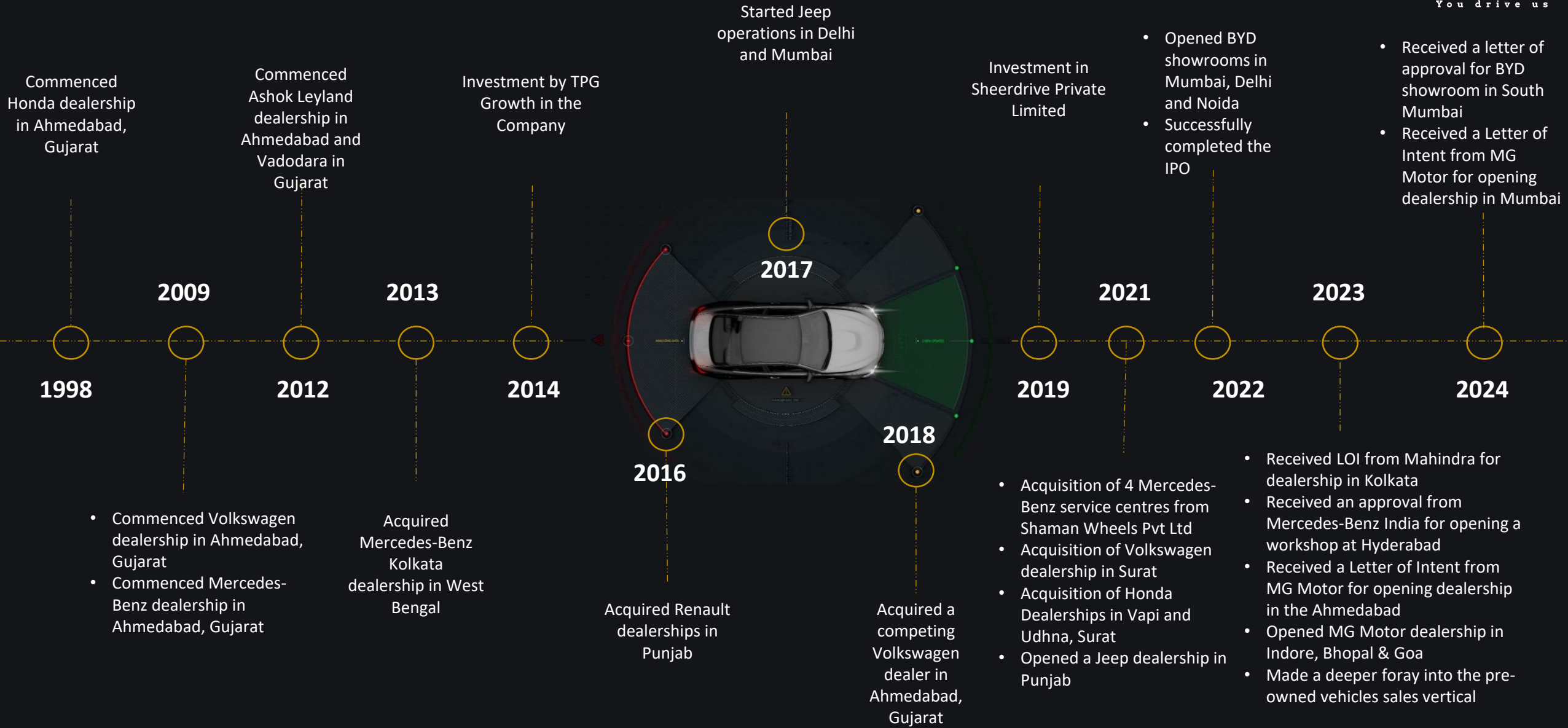


Landmark
You drive us

Company Overview

Deep dive into the operations & business segments of the company

Journey So Far...



Presence Across The Automotive Value Chain

**Rs. 33,824
Million
(9MFY23)**

Proforma Revenue Mix

82% New Vehicle sales

16% After-Sales

1% Pre-Owned Vehicles
Sales

1% Finance and
Insurance

New Vehicle Sales

Premium and luxury passenger
vehicles

Electric Vehicles

Commercial Vehicles

Pre-owned Passenger Vehicles

Facilitates sale of pre-owned
passenger vehicles

Offers same brand sales as a cross-
selling and up-selling initiative

Vehicle Finance and Insurance Sales

Tailored Finance and
Insurance products

01

02

03

04

05

After-Sales Service & Spares

Customer paid services

Warranty Work

Accessories

Collision and repair services

Car Care Business

Exterior Paint Protection

Interior Treatment

Paint Protection Films

Headlamp Restoration

Landmark Accessories

**Rs. 33,560
Million
(9MFY24)**

Proforma Revenue Mix

78% New Vehicle sales

19% After-Sales

2% Pre-Owned Vehicles
Sales

1% Finance and
Insurance

New Vehicle Sales Business

- Landmark offers a wide range of new passenger vehicles, from premium to luxury, electric vehicles as well as commercial vehicles
- This extensive brand portfolio representing nine OEMs provides Landmark presence across vehicle categories - from affordable hatchbacks to upscale SUVs, high-end electric sedans, and commercial vehicles
- Each Brand is headed by a CEO, with KPIs measured on a brand-level and even on a store-level across all geographies

Finance & Insurance Products Synergistically Benefit Vehicle Sales:

- As a value add-on to its passenger vehicle sales, Landmark facilitates sale of insurance policies, providing customers with access to reliable coverage
- Assistance in securing vehicle finance, and sale of insurance policies serves as a recurring source of income for the Company
- Fosters stronger customer relationships through policy renewals and paperwork in the event of claims
- Extended Warranty business is an additional and growing source of revenue for the company

27,278

9MFY24 Proforma Revenue
(Rs. In Mn)

482

9MFY24 EBITDA (Rs. In Mn)

17,957

9MFY24 Reported Revenue
(Rs. In Mn)

19.33

Average Selling Price – 9MFY24
(Rs. In Lacs)

Asset-light

Only 2 out of 117 outlets are
owned

Premium & Luxury

Auto Retailer

~25%

Outlets acquired

After Sales Business – Growth

- Provides a **stable revenue stream** and contributes to **higher-margin revenues** which helps mitigate the cyclical nature of new vehicle sales
- Emphasis on customer service leading to **increased customer retention and higher revenue per vehicle serviced**. Coupled with a continued focus to optimize cost and utilize resources efficiently through sharing of premises
- First mover advantage by acquiring exclusive Brand & Distribution rights for India with **Permagard Automotive (USA) & MotorOne Car Care (Australia)**
- **Leveraging technology to improve efficiency and customer convenience** - Website / App allows customers to book service appointment, track vehicle maintenance, service estimates

6,282

9MFY24 Revenue (Rs. In Mn)

1,175

9MFY24 EBITDA (Rs. In Mn)

Customer Paid Services

Paid repairs & maintenance outside warranty

Warranty Work

Repairs & maintenance covered by warranty

Accessories

Selling and installing parts to customize vehicles

Collision & Repair Services

Providing bodywork, paint and other repairs to fix collision damage and restore vehicles

After sales business – High growth, high margins, high EBIDTA, high ROCE & non-cyclical

~20%

Revenue CAGR from FY14 to FY23

~40%

Gross Margin

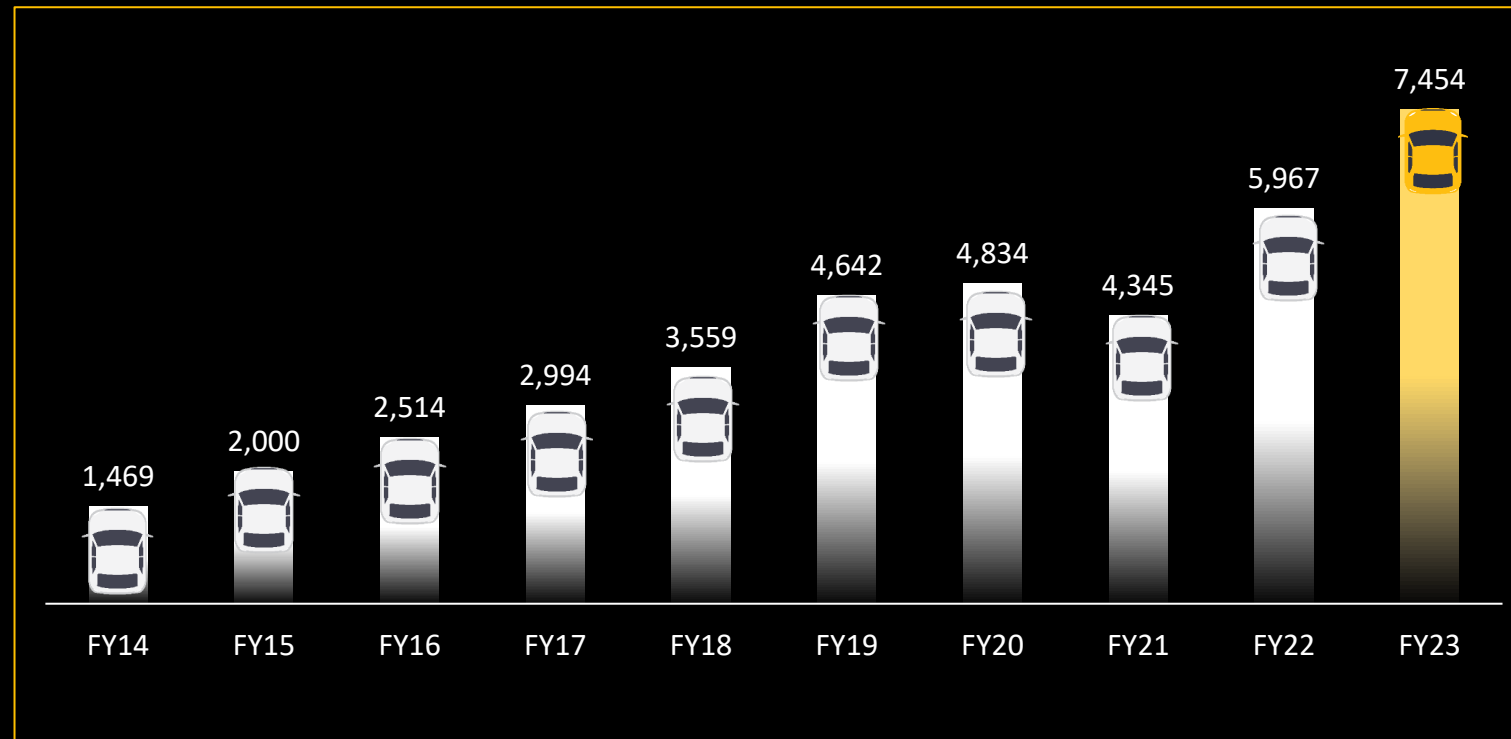
~18%

EBIDTA

~36.5%

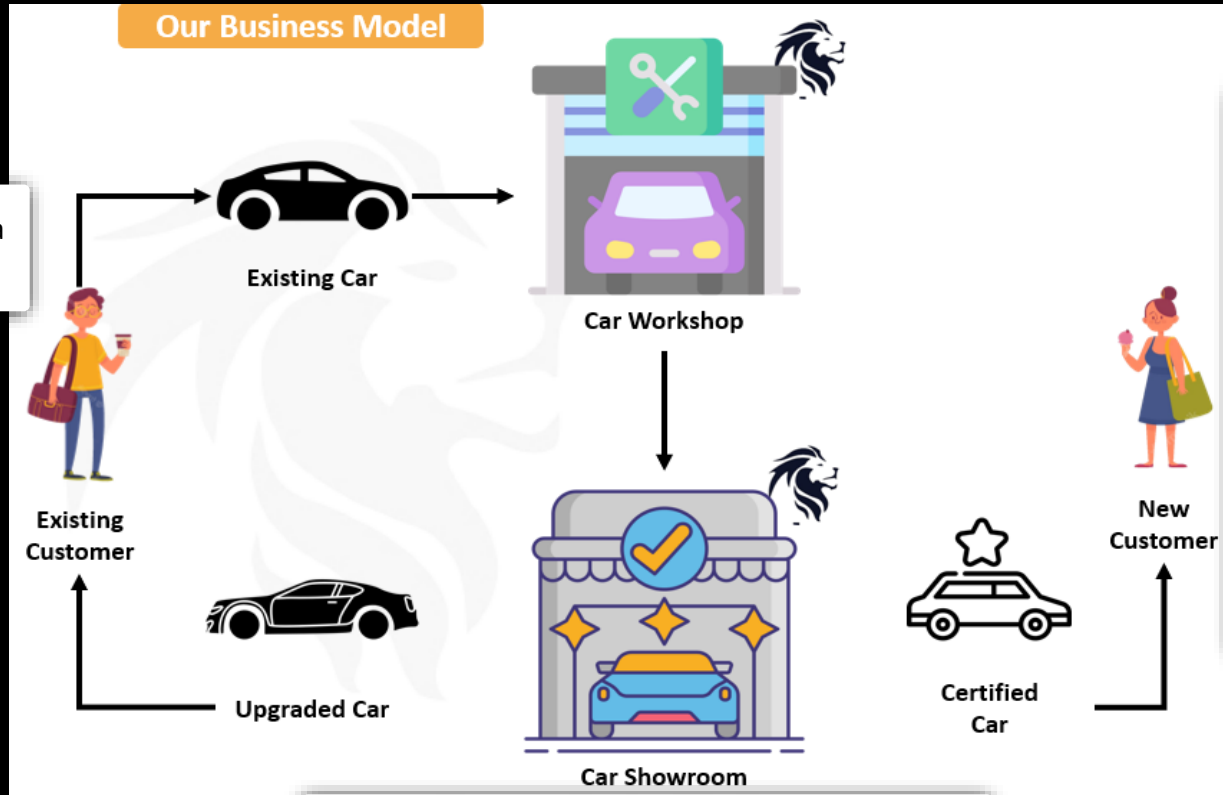
Annualized ROCE 9MFY24

After Sales Revenue (Rs. Mn)



Pre-owned Car Business

Our Business Model

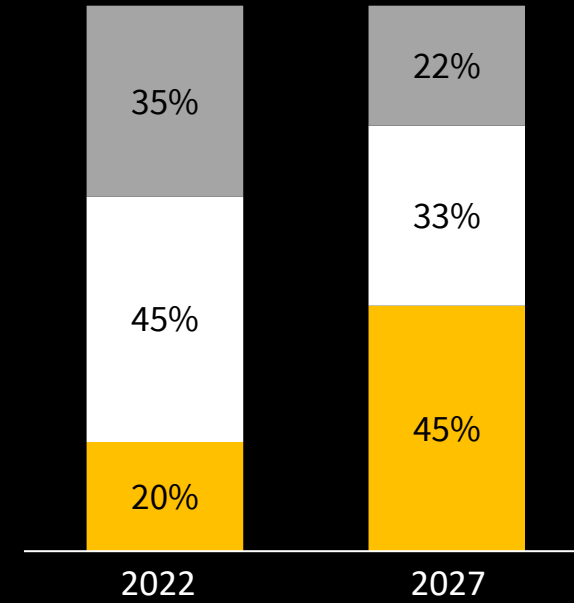


Empowers customers to enjoy benefits of

- Paying a lower EMI, which includes warranty, service cost, insurance
- Future buy-back guarantee enabling the customer a complete peace of mind.
- Also caters to the customers seeking used/refurbished cars

Good Quality Used Car Sourcing
Data –backed precision pricing systems
Omni-channel sales & distribution & after-sales networks

Rising share of organized players in the used car market*



■ Organized Dealership operating out of showrooms

■ Unorganized dealers operating out of small outlets, business done through brokers/agents – with/without physical presence

■ C2C Transactions including online lead generators

641
Cars Sold under our Model (9MFY24)

746
GMV of Cars Sold (Rs. In Mn) (9MFY24)

11.63
ASP of Pre-owned Cars sold (Rs. In Lacs) (9MFY24)

*Source: Car & bike Analysis (Indian Blue Book Report)



Q3 & 9M FY24 Performance

Detailed Financial Performance Highlights for the Quarter and 9 Month

10 upcoming outlets

Work in progress



Ahmedabad
1 Showroom
1 Workshop



Mumbai – 1 Showroom
Hyderabad – 1 Workshop



Howrah - 2 Showrooms
Howrah – 1 workshop

Recent wins



Received Letter of Intent
for Mumbai
1 Showroom
1 Workshop



Received Letter of approval for
South Mumbai 1 Showroom

*BYD Chairman Mr. Wang with chairman of
Landmark Cars*



Recent Developments of Partner OEMs



- Mercedes GLE facelift Launched in the first week of December 2023
- One of the highest selling models globally
- Price. of ~Rs. 1 Cr



- BYD to unveil its electric sedan, the Seal, in India by early CY2024



- Mercedes GLS facelift launched in January 2024 experiencing high demand
- Likely to be key growth driver for sales
- Price of ~Rs. 1.3 Cr



- Mercedes GLA launched in January 2024
- Entry point vehicle with price point of ~Rs. 50.5 lakh likely to contribute to volume growth

- Mercedes has announced 12 new model launches for CY2024 with more than 50% in the top-end vehicle category and 3 in electric vehicle category *
- MG Motor to expand its footprint in India via JV with JSW Group *

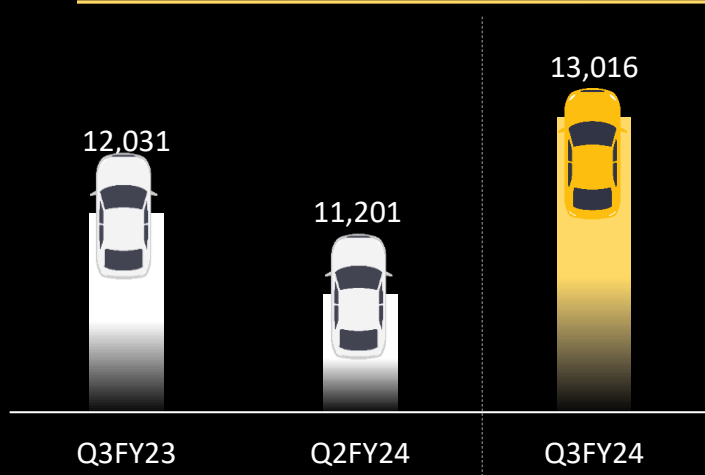
* Economic Times, Business Standard



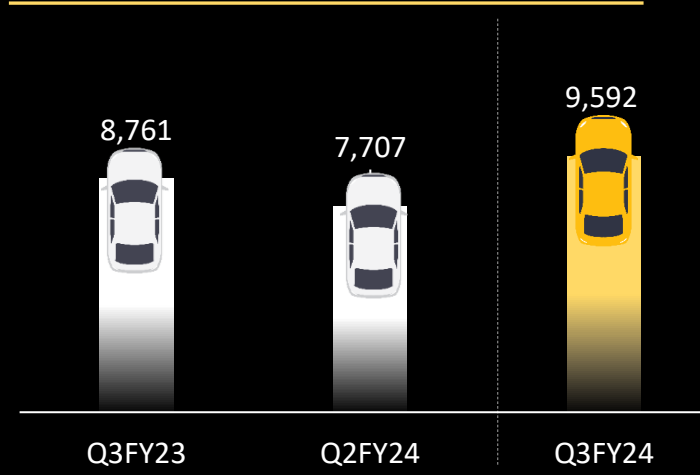
- MG Astor facelift version launched In January 2024
- Downward price revision likely to contribute to volume growth

Key Performance Metrics

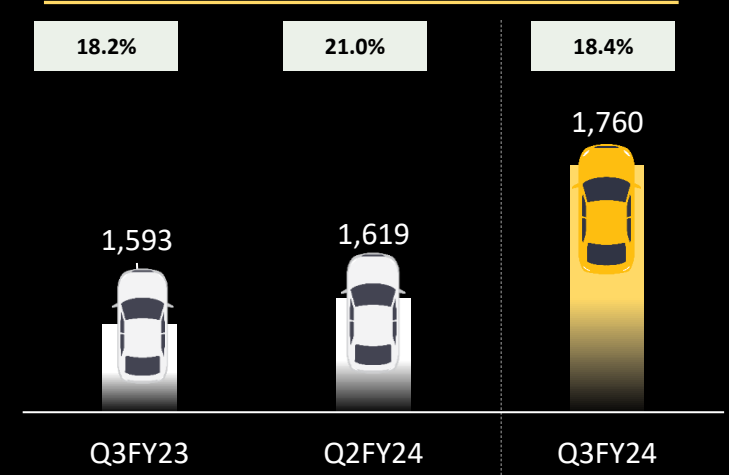
*Proforma Revenues



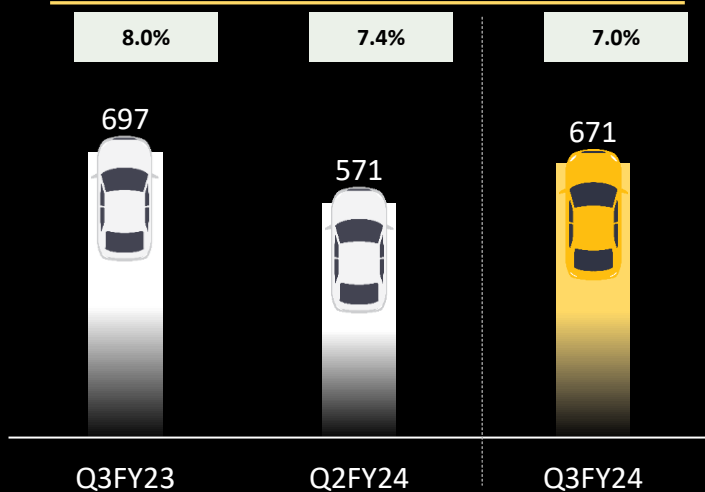
Reported Revenues



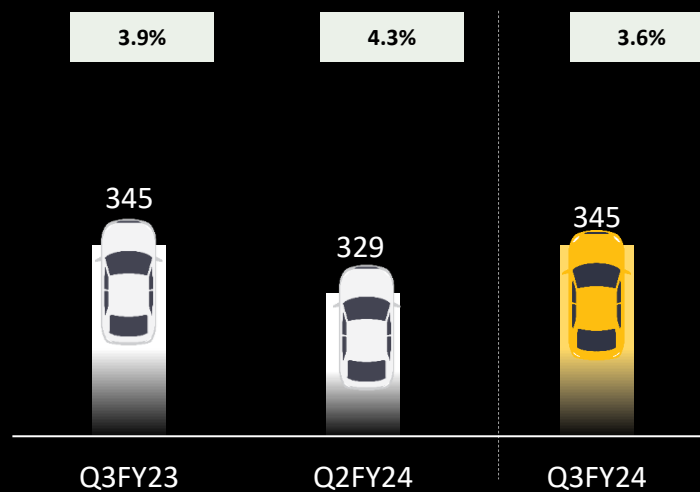
Gross Profit



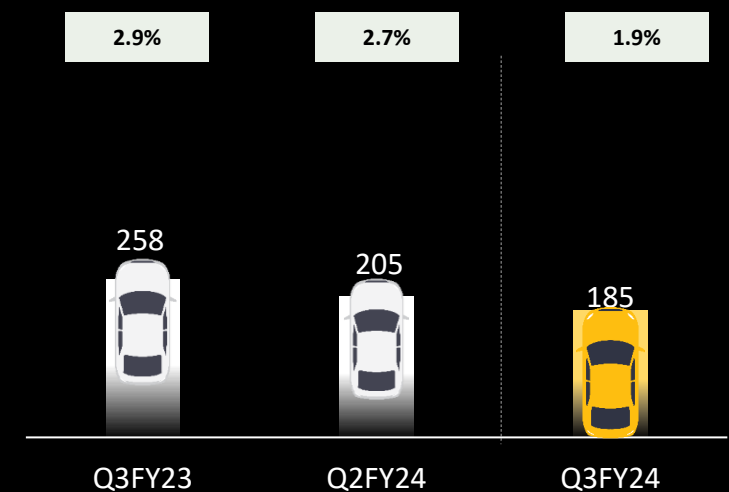
EBITDA



Cash Profit after Tax#



Profit after Tax (After Exceptional Items)



Rs. in Mn

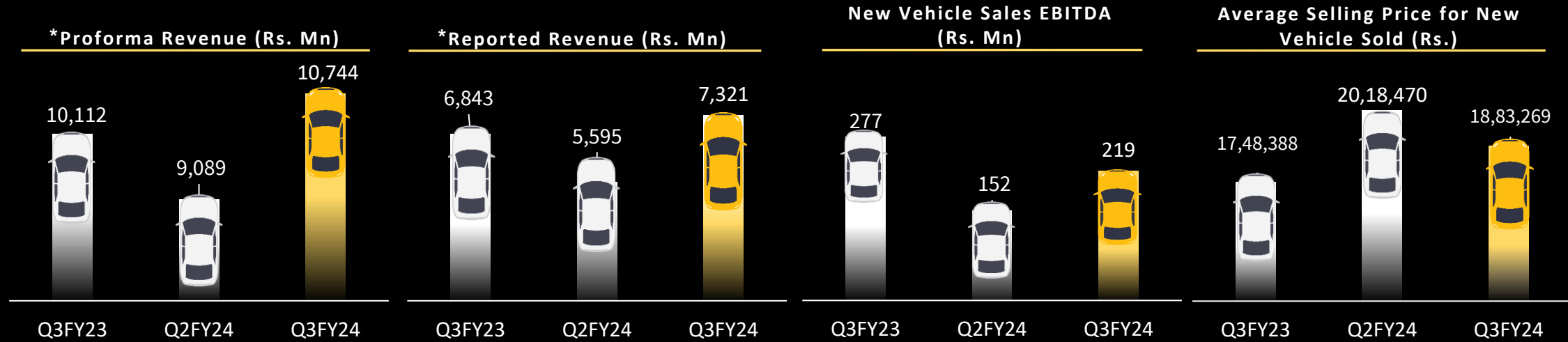
Margin %

*Proforma Revenue = Reported Revenue + Value of Cars sold under Mercedes-Benz Agency Model less Agency Commission
From Q3FY24 onwards % Gross Profit, EBITDA, Cash PAT and Profit after Tax Margins are calculated on "Reported Revenue" instead of "Proforma Revenue" for all reported periods.

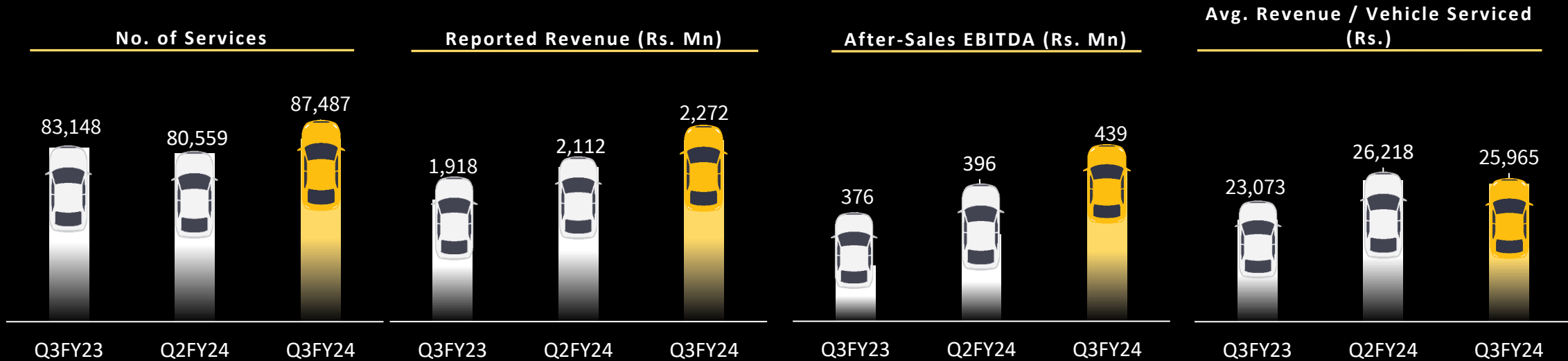
#PAT + D&A + Ind AS adjustments + Exceptional items + Deferred Tax + Loss/(Profit) on sales of PPE + ESOP expenses

Vertical Wise Performance Highlights – Q3

New vehicle sales & Allied Businesses



After-Sales business

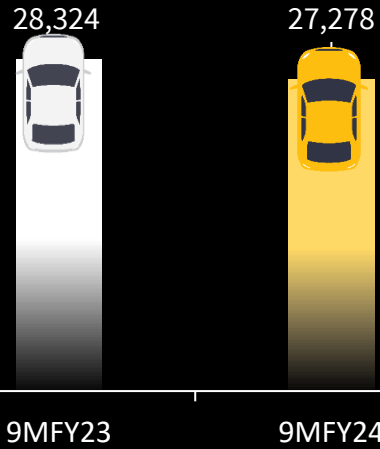


*Proforma Revenue = Reported Revenue + Value of Cars sold under Mercedes-Benz Agency Model less Agency Commission

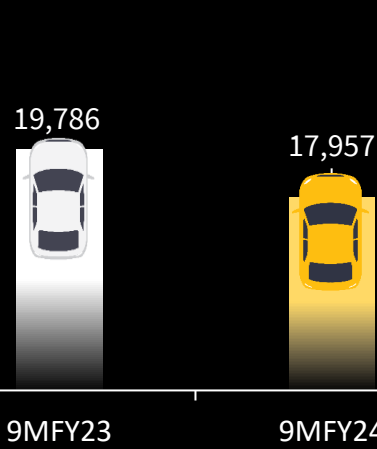
Vertical Wise Performance Highlights – 9M

New vehicle sales & Allied Businesses


***Proforma Revenue (Rs. Mn)**




Reported Revenue (Rs. Mn)



New Vehicle Sales EBITDA (Rs. Mn)

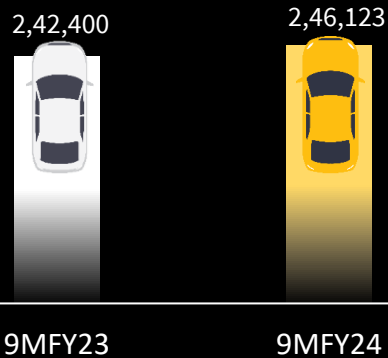


Average Selling Price for New Vehicle Sold (Rs.)




After-Sales business


No. of Services




Reported Revenue (Rs. Mn)



After-Sales EBITDA (Rs. Mn)



Avg. Revenue / Vehicle Serviced (Rs.)



*Proforma Revenue = Reported Revenue + Value of Cars sold under Mercedes-Benz Agency Model less Agency Commission

Consolidated Profit And Loss Account

Particulars (Rs. in Mn)	Q3 FY24	Q3 FY23	YoY	Q2 FY24	QoQ	9MFY24	9MFY23	YoY
Proforma Revenue from operations	13,016	12,031	8.19%	11,201	16.20%	33,560	33,824	-0.78%
Revenue from operations	9,592	8,761	9.49%	7,707	24.47%	24,239	25,286	-4.14%
Other income	19	48	-61.48%	27	-31.23%	69	90	-23.29%
Total Income	9,611	8,809	9.10%	7,734	24.27%	24,308	25,376	-4.21%
COGS	7,851	7,217	8.79%	6,115	28.40%	19,503	20,862	-6.51%
Gross Profit	1,760	1,593	10.50%	1,619	8.68%	4,805	4,514	6.45%
Gross Profit Margin	18.35%	18.18%		20.01%		19.82%	17.85%	
Expenses								
Employee benefits expense	560	455	23.02%	530	5.70%	1,598	1,384	15.52%
Other expenses	529	440	20.24%	518	2.12%	1,497	1,269	17.96%
Total expenses	1,089	895	21.65%	1,048	3.93%	3,095	2,653	16.69%
EBITDA	671	697	-3.81%	571	17.39%	1,710	1,861	-8.14%
EBITDA Margin	6.99%	7.96%		7.42%		7.05%	7.36%	
Depreciation and Amortization Expense	262	219	19.59%	246	6.73%	742	646	14.87%
EBIT	409	478	-14.54%	326	25.44%	968	1,215	-20.36%
EBIT Margin	4.26%	5.46%		4.23%		3.99%	4.81%	
Finance Cost	148	138	7.56%	139	6.44%	398	409	-2.70%
Profit before exceptional items and tax	261	341	-23.47%	187	39.59%	570	806	-29.33%
Exceptional items	6	27	-78.52%	0		29	57	-49.12%
Profit before tax	255	313	-18.71%	187	36.47%	541	750	-27.83%
Tax	70	55	26.98%	-18	-482.46%	79	141	-44.41%
PAT	185	258	-28.45%	205	-9.85%	462	608	-23.98%
PAT Margin	1.93%	2.95%		2.66%		1.91%	2.41%	
Other Comprehensive Income	0	0		0		0	32	
Total Comprehensive Income	185	258	-28.45%	205	-9.85%	462	641	-27.82%
EPS Basic (in Rs)	4	7		5		11	16	

Highest Ever Quarterly Proforma Revenue
Rs.13,016 Mn

Key takeaways from the Q3 & 9MFY24 Performance:

- The period witnessed partnering with MG Motors and Mahindra & Mahindra, the two fastest growing brand in the country, and demonstrated our ability to rapidly grow with them.
- The period gone by saw an increase in investments on Infrastructure and upfronting of operating expenses to build capacity. The new capacities along with increasing availability of products will start contributing to the business from the next FY.
- A few of our partner OEM's did not perform as expected and the company is taking proactive measures to reallocate those resources to more productive businesses.
- The Company continued to generate healthy cash profit of Rs. 871Mn for 9MFY24.
- Growing car parc continued to fuel high aftersales business with YoY EBITDA growth of 18.4% in 9MFY24. Generating ROCE of approx. 36.5%.
- In an environment of rising inventory level in the Auto retail business, Landmark has been able to meaningfully reduce its inventory. Debt has reduced by Rs. 908 Mn QoQ.
- Strong pipeline for organic and inorganic expansion.

Reconciliation for Adjusted Profit – 9MFY24

Particulars (Rs. in Mn)	9 M FY24 (Adjusted)	Effect of Ind AS	9 M FY24 (Reported)	9 M FY23 (Adjusted)	Effect of Ind AS	9 M FY23 (Reported)	YoY (Adjusted)	YoY (Reported)
Revenue from operations	24,239.14	-	24,239.14	25,285.53	-	25,285.53	-4.14%	-4.14%
Other income	57.57	11.78	69.35	63.78	26.62	90.40	-9.74%	-23.29%
Total Income	24,296.71	11.78	24,308.49	25,349.31	26.62	25,375.93	-4.15%	-4.21%
COGS	19,503.28	-	19,503.28	20,861.95	-	20,861.95	-6.51%	-6.51%
Gross Profit	4,793.43	11.78	4,805.21	4,487.36	26.62	4,513.98	6.82%	6.45%
Expenses								
Employee benefits expense	1,597.55	0.85	1,598.40	1,376.46	7.17	1,383.63	16.06%	15.52%
Other expenses	2,012.34	-515.40	1,496.94	1,741.00	-472.01	1,268.99	15.59%	17.96%
Total expenses	3,609.89	-514.55	3,095.34	3,117.46	-464.84	2,652.62	15.80%	16.69%
EBITDA	1,183.54	526.33	1,709.87	1,369.90	491.46	1,861.36	-13.60%	-8.14%
Depreciation and Amortization Expense	321.65	420.24	741.89	279.93	365.94	645.87	14.90%	14.87%
EBIT	861.89	106.09	967.98	1,089.97	125.52	1,215.49	-20.93%	-20.36%
Finance Cost	242.60	155.53	398.13	264.99	144.19	409.18	-8.45%	-2.70%
Profit before exceptional items and tax	619.29	-49.44	569.85	824.98	-18.67	806.31	-24.93%	-29.33%
Exceptional items	31.83	-3.02	28.81	103.09	-46.47	56.62	-69.12%	-49.12%
Profit before tax	587.46	-46.42	541.04	721.89	27.80	749.69	-18.62%	-27.83%
Tax	90.23	-11.68	78.55	134.29	7.00	141.29	-32.81%	-44.41%
PAT	497.23	-34.74	462.49	587.59	20.81	608.40	-15.38%	-23.98%
Other Comprehensive Income	-	-	-	-	32.38	32.38		
Total Comprehensive Income	497.23	-34.74	462.49	587.59	53.19	640.78	-15.38%	-27.82%

Reconciliation for Adjusted Profit – Q3FY24

Particulars (Rs. in Mn)	Q3 FY24 (Adjusted)	Effect of Ind AS	Q3 FY24 (Reported)	Q3 FY23 (Adjusted)	Effect of Ind AS	Q3 FY23 (Reported)	YoY (Adjusted)	YoY (Reported)
Revenue from operations	9,592.46	-	9,592.46	8,761.35	-	8,761.35	9.49%	9.49%
Other income	14.11	4.43	18.54	37.26	10.87	48.13	-62.13%	-61.48%
Total Income	9,606.57	4.43	9,611.00	8,798.61	10.87	8,809.48	9.18%	9.10%
COGS	7,851.23	-	7,851.23	7,216.95	-	7,216.95	8.79%	8.79%
Gross Profit	1,755.34	4.43	1,759.77	1,581.66	10.87	1,592.53	10.98%	10.50%
Expenses								
Employee benefits expense	558.93	0.85	559.78	453.15	1.90	455.05	23.34%	23.02%
Other expenses	709.32	-180.23	529.09	590.92	-150.91	440.01	20.04%	20.24%
Total expenses	1,268.25	-179.38	1,088.87	1,044.07	-149.01	895.06	21.47%	21.65%
EBITDA	487.09	183.81	670.90	537.59	159.88	697.47	-9.39%	-3.81%
Depreciation and Amortization Expense	114.54	147.67	262.21	93.29	125.96	219.25	22.78%	19.59%
EBIT	372.55	36.14	408.69	444.30	33.92	478.22	-16.15%	-14.54%
Finance Cost	91.27	56.79	148.06	98.05	39.60	137.65	-6.91%	7.56%
Profit before exceptional items and tax	281.28	-20.65	260.63	346.25	-5.68	340.57	-18.76%	-23.47%
Exceptional items	8.85	-3.02	5.83	63.47	-36.33	27.14	-86.05%	-78.52%
Profit before tax	272.43	-17.63	254.80	282.78	30.65	313.43	-3.66%	-18.71%
Tax	74.43	-4.44	69.99	47.41	7.71	55.12	56.99%	26.98%
PAT	198.00	-13.19	184.81	235.38	22.93	258.31	-15.88%	-28.45%
Other Comprehensive Income	-	-	-	-	-	-		
Total Comprehensive Income	198.00	-13.19	184.81	235.38	22.93	258.31	-15.88%	-28.45%



Historical Performance

Detailed Financial Performance Highlights over the past 3 years

Consolidated Profit And Loss Account

Particulars (Rs in Mn)	FY 23	FY 22	FY21
Vehicle Sales	26,369	23,799	15,216
After Sales Service & Spare parts & others	7,454	5,967	4,345
Revenue from Operations	33,824	29,765	19,561
Other income	121	126	102
Total Income	33,944	29,891	19,663
Cost of Goods Sold	27,817	25,117	16,474
Gross Profit	6,128	4,774	3,189
Gross Profit Margin	18%	16%	16%
Employee Cost	1,874	1,532	1,077
Other Expenses	1,754	1,369	911
EBITDA	2,500	1,873	1,201
EBITDA Margin	7%	6%	6%
Depreciation	873	698	625
EBIT	1,627	1,175	576
EBIT Margin	5%	4%	3%
Finance Cost	511	352	378
Profit before exceptional items and tax	1116	823	198
Exceptional items	75	0	0
Profit before Tax	1041	823	198
Profit before Tax Margin	3%	3%	1%
Tax	190	161	87
Profit After Tax	851	662	111
Profit After Tax Margin	3%	2%	1%
Other Comprehensive Income	-15	8	13
Total Comprehensive Income	836	670	124
Total Comprehensive Income Margin	2%	2%	1%

Consolidated Balance Sheet

Assets (Rs in Mn)	Mar-23	Mar-22	Mar-21
Non - Current Assets	5,632	5,414	3,636
Property Plant & Equipments	2,424	2,146	1,901
CWIP	32	38	7
Goodwill	478	478	232
Intangible assets	190	260	32
Right of use asset	1,993	2,089	1,096
Intangible assets under development	25	9	9
Financial Assets			
Investments	163	165	130
Loans	-	-	-
Other Financial Assets	170	150	126
Deferred Tax Assets (Net)	136	60	57
Other Non - Current Assets	21	18	21
Current Tax Assets (Net)	-	-	27
Current Assets	6,976	5,440	5,243
Inventories	4,484	3,299	2,888
Financial Assets			
(i) Investments	-	-	-
(ii) Trade receivables	1,036	642	558
(ii) Cash and cash equivalents	194	200	150
(iii) Bank balances other than (ii)	206	100	77
(iv) Loans	1	334	563
Other Financial Assets	457	284	276
Current Tax Assets (Net)	44	63	14
Other Current Assets	554	518	716
Total Assets	12,608	10,854	8,879

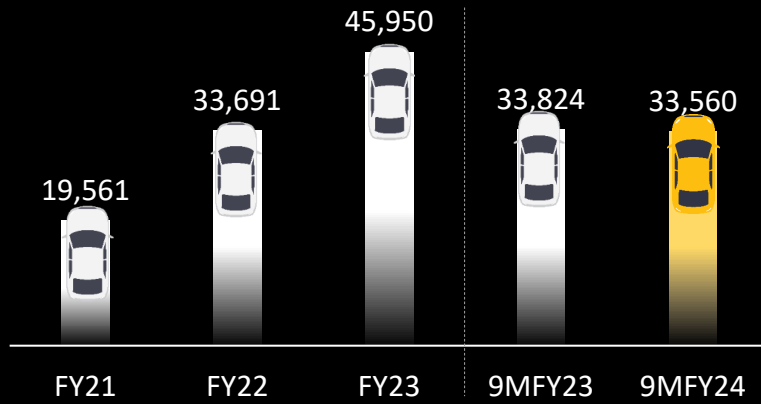
Equity & Liabilities (Rs in Mn)	Mar-23	Mar-22	Mar-21
Total Equity	4,716	2,482	1,824
Share Capital	198	183	183
Non-Controlling Interest	19	13	6
Other Equity	4,499	2,286	1,635
Non-Current Liabilities	2,378	2,415	1,597
Financial Liabilities			
(i) Borrowings	260	454	488
(ii) Lease Liabilities	1,807	1,864	1,028
Other Non-Current Liabilities	311	92	72
Deferred Tax Liabilities	0	6	9
Current Liabilities	5,513	5,956	5,458
Financial Liabilities			
(i) Borrowings	1,847	2,008	1,603
(ii) Trade Payables	1,169	1,449	1,002
(iii) Lease	386	432	331
(iii) Other Financial Liabilities	101	347	50
(iv) Vehicle Floor Plan Payable	793	623	1,184
Other Current Liabilities	1,193	1,082	1,225
Current tax liabilities (net)	24	15	63
Total Equity & Liabilities	12,608	10,854	8,879

Consolidated Cash Flow Statement

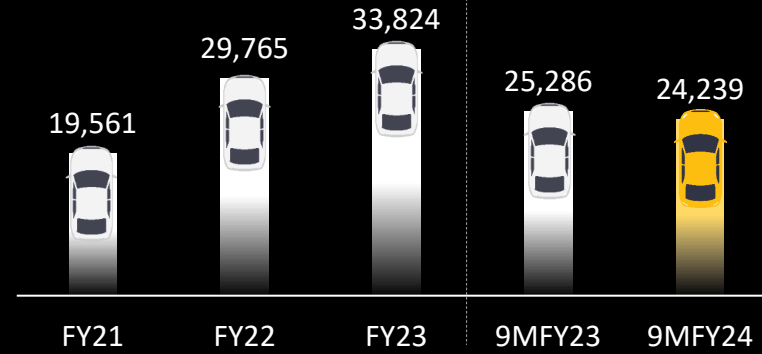
Particulars (Rs. in Mn)	Mar-23	Mar-22	Mar-21
Net Profit Before Tax	1,041	823	198
Adjustments for: Non -Cash Items / Other Investment or Financial Items	1,360	966	967
Operating profit before working capital changes	2,401	1,788	1,164
Changes in working capital	-1,450	-786	-734
Cash generated from Operations	951	1,002	430
Direct taxes paid (net of refund)	-241	-238	-3
Net Cash from Operating Activities	710	764	428
Net Cash from Investing Activities	-722	-339	-220
Net Cash from Financing Activities	5	-375	-334
Net Decrease in Cash and Cash equivalents	-7	50	-127
Add: Cash & Cash equivalents at the beginning of the period	201	150	277
Cash & Cash equivalents at the end of the period	194	200	150

Key Performance Metrics

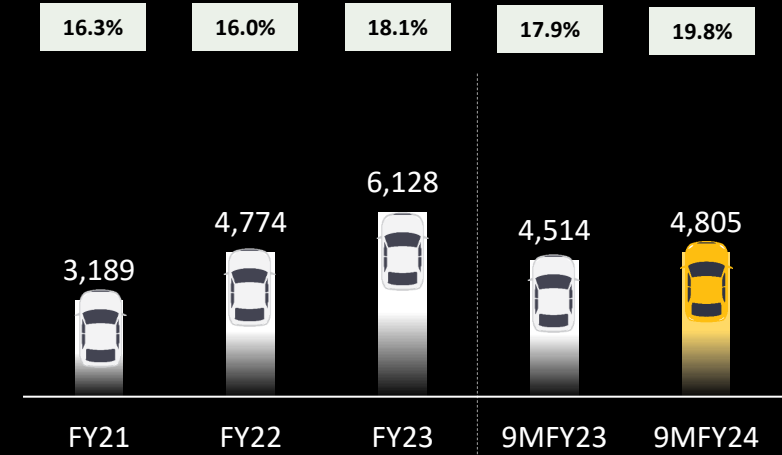
*Proforma Revenues



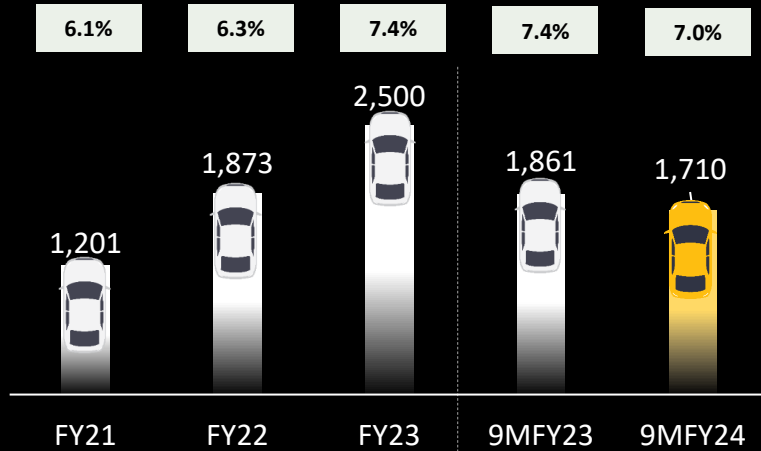
Reported Revenues



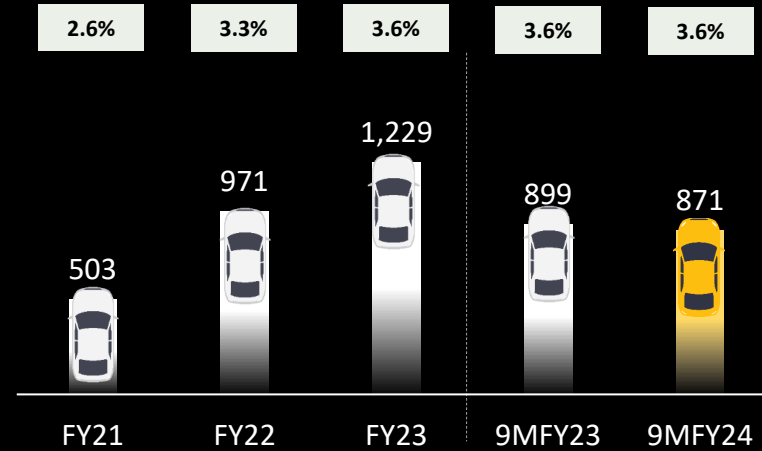
Gross Profit



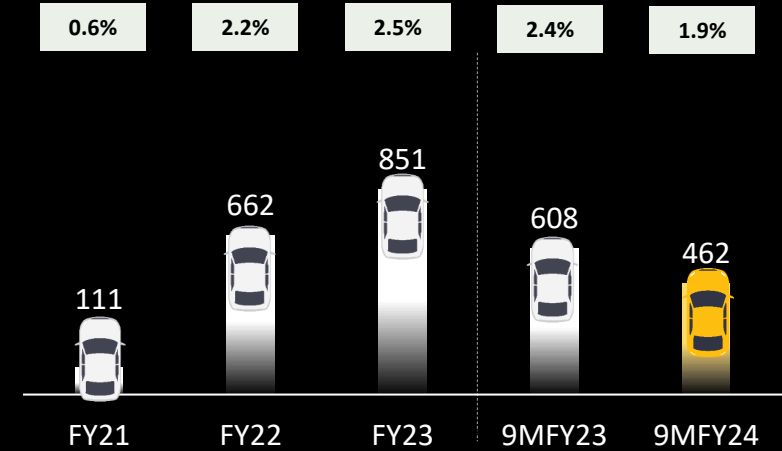
EBITDA



Cash Profit after Tax#



Profit after Tax (After Exceptional Items)



Rs. in Mn

Margin %

*Proforma Revenue = Reported Revenue + Value of Cars sold under Mercedes-Benz Agency Model less Agency Commission
From current period onwards % Gross Profit, EBITDA, Cash PAT and Profit after Tax Margins are calculated on "Reported Revenue" instead of "Proforma Revenue" for all reported periods.

#PAT + D&A + Ind AS adjustments + Exceptional items + Deferred Tax + Loss/(Profit) on sales of PPE + ESOP expenses



Corporate Structure, Team Details, CSR & Marketing Initiatives



Sanjay Thakker

Promoter, Chairman and Executive Director

Having accumulated extensive experience in the automobile industry for over two decades through his astute leadership. Acknowledged with the prestigious title of 'Business Leader of the Year' at both the 19th Global Edition and 4th Indian Edition of the Business Leader of the Year Awards, hosted by the World Leadership Congress and Awards



Aryaman Thakker - Executive Director

- Master's degree of science in marketing and strategy from the university of Warwick.
- Joined group landmark in 2017 as a General Manager.
- Aryaman was associated with Autonation Corp in Fort Lauderdale, Florida, United States.
- Currently looks at Landmark Transformation Team and group marketing



Gautam Trivedi - Independent Director

- Bachelors' degree in Commerce from Sydenham College, a bachelor's degree in law from Government Law College and MBA from University of Southern California, LA
- Previously served as Vice President at Reliance Industries Limited, CEO at Religare Capital Markets and as a MD at Goldman Sachs (Asia) LLC
- Co-founder and Managing Partner of Nepean Capital LLP



Paras Somani - Executive Whole Time Director

- A bachelor's degree in commerce from the Saurashtra University and part of the ISB CEO leadership programme by the ISB, Hyderabad.
- Joined Group Landmark in 2006 as the VP-Sales and currently leads the Mercedes-Benz business at Group Landmark. Also looks at the car care business. 20+ years of experience in sales and banking.
- Previously associated with Kotak Mahindra primus limited.



Sucheta Shah - Independent Director

- MMS from S P Jain Institute.
- Executive director of Atlas Integrated Finance Limited.
- Chairperson of FICCI Maharashtra, MSME Committee, during FY 18-19 and FY 19-20, Chairperson of the FLO Mumbai Chapter for the year 2011-12 and was the National Head for SWAYAM



Manish Chokhani - Independent Director

- MBA from University of London
- Associate of ICAI and a fellow of the All-India Management Association.
- Director of Enam Securities Private Limited from 2006 to 2019
- Served as the MD and CEO of Axis Capital Limited, Chairman of TPG Growth India during 2015-16 and as a senior advisor to TPG Growth during 2013-19



Mahesh Sardar - Independent Director

- CA, CS and a Law Graduate. Also holds Diploma in information systems audit.
- He was a partner with M/s. Deloitte Haskins Sells for a decade.
- A member of the Central Council of ICAI for 6 years. he has also been the member of the Regional Council of the ICAI and the Member of the High-Powered Advisory Group for Ministry of Finance.

Senior Management Team



Sanjay Thakker - Promoter, Chairman and Executive Director

Background: Founded the group landmark in 1998. Over two decades of experience in the automobile industry. He built a strong team of dedicated and highly qualified professionals to lead Landmark



Aryaman Thakker - Executive Director

Background: Master's degree of science in marketing and strategy from the university of Warwick. Joined group landmark in 2017 as a General Manager. Was associated with Autonation Corp in Fort Lauderdale, Florida, United States. Currently looks at Landmark Transformation Team and group marketing



Surendra Agarwal - Chief Financial Officer

Background : Bachelors' degree in commerce from Rajasthan university and is also an associate of The Institute Of Chartered Accountants Of India. Has been associated with our Company since 2018. Has over two decades of experience in finance & accounting roles. Prior to this, he was associated with Trent hypermarket private limited Videocon Appliances Limited & Century Rayon



Garima Mishra - Managing Director of AMPL (Volkswagen business), Jeep North and Group Marketing

Background : MBA from Fore School of Management. 23 years of experience in automobile retail industry & a part of the founding team at Group Landmark. Prior to joining Landmark, she was associated with Blue Skies Travels & Tours Private Limited. Has been appointed as the State Chairperson Of Delhi Chapter of the FADA



Rajiv Vohra - Director New Initiatives & EV

Background: Master's degree in International Business - Indian Institute Of Foreign Trade. Associated with our company since December 2016 and has over 23 years of experience in marketing. Previously worked with trading enterprises, al Futtaim group, Dubai, H D Motor Company India Pvt Ltd (Harley-Davidson, India) Honda Siel cars India



Paras Somani - Executive Whole Time Director

Background: A bachelor's degree in commerce from Saurashtra University & part of ISB CEO leadership programme by the ISB, Hyderabad. Joined Group Landmark in 2006 as the Vice President- Sales and currently leads the Mercedes-Benz business. Also looks at the car care business Has over two decades of experience in sales and banking. Previously associated with Kotak Mahindra Primus Ltd.



Harshal Desai - Director Sales Honda, Jeep (Mumbai) & Used Car Business

Background : He holds a bachelor's degree in science from Maharaja Sayajirao University of Baroda. Has over 23 years of experience in the automobile industry. Has been associated with Group Landmark since 2007. Previously associated with Kamdhenu motors private limited for ten years



Urvi Mody - Director Infrastructure

Background: Diploma In Architecture, Diploma in business management from S. P Mandali's WE school, Prin. L.N. Welingkar institute of management development & research, Mumbai. She has 22 years of experience in setting up retail and factory infrastructure. She has been with Group Landmark since October 1, 1999



Devang Dave - Director After Sales

Background: Diploma In Management from the ICFAI University, Dehradun. Has been with Group Landmark since February 15, 2002. Has 19 years of experience in the automobile industry



Amol Raje - Company Secretary & Compliance Officer

Background : Bachelor's degree in commerce and in law. Associate member of The Institute Of Company Secretaries Of India. Associated with our company since 2021. Has 16 years of experience & has been previously associated with Bombay dyeing & manufacturing company limited, And designs India limited, & Tara jewels limited

Senior Management Team



B.K. Arora - CEO, Jeep, NCR & Renault, Punjab

Background: Graduate, PGDM has been with Group Landmark since 2018.

Has 27 years of experience in Automobile industry including a stint with Tata Concorde Motors India Ltd.



Manjeet Sawant- CEO, Volkswagen

Background: B.A. Honors in Economics and Diploma in HR, has been with Group Landmark since 2008.

Has 25 years experience across Automobile, Telecom, Insurance and Infrastructure companies. Have worked in varied roles like Circle HR Head , Group Head HR and Heading Operations



Neerav Shah - CEO, Jeep & BYD Mumbai

Background: B.E.(Chemical), MBA has been with Landmark Cars since 2017.

Has 20 years of experience in Automotive industry across multiple OEMs viz, Maruti Suzuki, M&M, Volkswagen India



Jalpan Bhatt - VP After-Sales

Background: Automobile Engineering

Has been with Landmark Cars since 2007. Has 26 Years of experience in Auto Industry



Kaushik Panchal - CEO, Customer Services - Mercedes-Benz

Background: Diploma in Automobile Engineering

Has 31 years of experience in Automobile Industry. Associate with Landmark since 2002



R. Sridhar - VP After-Sales

Background: BE Mechanical with Post Graduation from IMT Ghaziabad, Been with Landmark Cars since 2020. Has 28 Years of experience in Automobile After Sales Business. Worked with Major OEM's viz, TVS Motors, Hero Honda, Hyundai Motors India Ltd, Tata Motors & with Saud Bhawan Automotive in Muscat



Sandesh Rane - Chief Digital Officer

Background: Graduate, PGBDA, Prince2, ITIL Certified. Working with Landmark Cars from Oct 2022

20+ years of experience in IT, Automobile and Auto ancillary Industry in the area of Technology, Software Development, Infra and IT security domains. Worked with Mahindra & Mahindra Ltd, Bridgestone India Ltd, Bristlecone India Ltd.

Senior Management Team



Ravi Shankar - CEO, Mercedes-Benz, Mumbai

Background: BSc (Hons) , has been with Landmark Cars since 2017. Has 31 years of experience in India and abroad. Worked with Pfizer Ltd, PepsiCo, Toyota Middle East and Audi India, Performance Cars ,Jubilant Motorworks



Yashovardhan Bichu - CEO, Mercedes-Benz, Gujarat

Background: MBA & Executive Program in Management (EPM) from IIT, Bombay. Over 12 years of rich experience in Automobile Industry. He has worked with OEM's like Mercedes-Benz India at Pune and Bosch Ltd at Mumbai



Neelmani Sharma - CEO, Mercedes-Benz, West Bengal

Background: BSc and MBA
Has 22 years of experience in Automobile Industry



Prabuddha Yadav - CEO, Mercedes-Benz, Madhya Pradesh

Background: Bachelor of Engineering degree
He brings with him over 15 years of rich experience in Automobile Industry. He has worked with OEMs like Tata Motors, Hyundai Motors & Nissan Motors and dealership of BMW Munich Motors

Landmark's Path to Marketing Excellence



Landmark
You drive us

Landmark sets its sights on prioritizing the customer at the heart of all initiatives. Company strives to retain current customers' loyalty and attract fresh ones. This multifaceted approach involves constructing a robust brand identity reflective of its principles, actively listening to customer feedback, and maintaining an ongoing commitment to improvement.

Recent Marketing Initiatives during the quarter:

- Mercedes-Benz Classic Car Rally
- Grand Odyssey: Unveiling the New GLE
- Weekend AMG Getaway
- Sustainability Leap Drive
- AMG Emotion Tour
- Lady Luxe Drive by Landmark Cars
- India Today Conclave 2023 Display Event
- Nashik – Grape County Drive Event



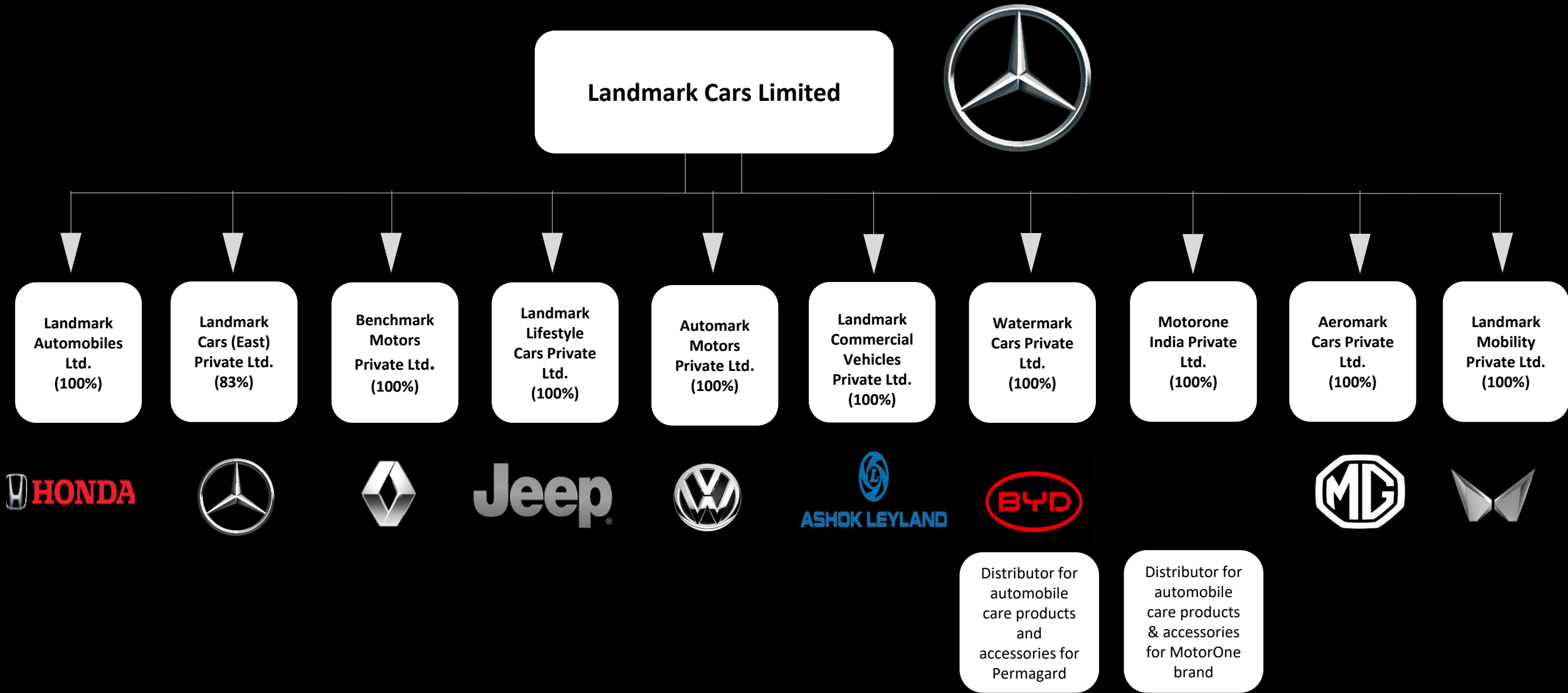
Building genuine, enduring relationships that grant a competitive advantage in the bustling business landscape

Net Carbon Zero Mission

- Group Landmark embarked on a 'Green Initiative' to plant and nurture trees. we understand the need for Biodiversity and conservation of the rich Flora & Fauna of nature.
- The Group has already planted over **78,000 trees** since 2016.
- The company pledges and is committed to fast track aggressively get onto the path of decarbonization.
- We endeavor to decarbonize 50% by 2030 and to be completely carbon neutral by 2035 - on Scope 1 & 2 emissions.
- The base line year taken in emissions is as reported in Annual Report 2022-23. The above would culminate through a mix of efficient usage of technology, tree plantation/afforestation and renewable energy.



Corporate Structure



Thank You



Landmark
You drive us

Landmark Cars Ltd.

CIN: L50100GJ2006PLC058553

Amol Raje

Company Secretary

Email id: companysecretary@landmarkindia.net

Investor Relations Advisors

SGA Strategic Growth Advisors

Strategic Growth Advisors Pvt Ltd.

CIN: U74140MH2010PTC204285

Devika Shah/ Shikha Puri

devika.shah@sgapl.net / shikha.puri@sgapl.net

Tel No: +91 99207 64659/ +91 98192 82743

